









OlivaDades de les **00:03** del 25 de maig de 2015Escrutat **100%**

| | 2015 | | 2011 |
|---------------|-------------|--------|-------------|
| Total votants | 12.469 | 72,96% | 76,72% |
| Abstenció | 4.622 | 27,04% | 23,28% |
| Vots nuls | 237 | 1,90% | 1,52% |
| Vots en blanc | 170 | 1,36% | 1,65% |

Candidatures més votades - Percentatge de vots

| | | |
|---------------------|--------|---|
| COMPROMÍS | 28,21% |  |
| PP | 25,78% |  |
| PSOE | 17,31% |  |
| C's | 10,51% |  |
| PODEMOS/PODEM | 7,88% |  |
| EUPV-EV-ERP-V-AS:AC | 3,83% |  |
| ALTRES | 3,26% |  |

| 2015 | | 2011 | | |
|----------------------------|--------------|--------------|--|---------------------------|
| Candidatures | Vots | Vots | | Candidatures |
| COMPROMÍS | 3.518 28,21% | 2.157 16,68% | | COALICIÓ COMPROMÍS |
| PP | 3.215 25,78% | 6.455 49,93% | | PARTIDO POPULAR |
| PSOE | 2.159 17,31% | 3.269 25,28% | | PSOE |
| C's | 1.311 10,51% | | | |
| PODEMOS/PODEM | 982 7,88% | | | |
| EUPV-EV-ERP-V-AS:AC | 478 3,83% | 386 2,99% | | EUPV+ERP-V |
| PACMA | 93 0,75% | 36 0,28% | | PACMA |
| GANEMOS | 72 0,58% | | | |
| UPyD | 50 0,40% | 86 0,67% | | UPyD |
| EB | 37 0,30% | | | |
| ESPAÑA 2000 | 25 0,20% | 49 0,38% | | ESPAÑA 2000 |
| VOX | 23 0,18% | | | |
| FE de las JONS | 22 0,18% | 23 0,18% | | FE de las JONS |
| SOMVAL | 18 0,14% | | | |
| RECORTES CERO | 13 0,10% | | | |
| UxV | 12 0,10% | 11 0,09% | | UxV |
| POBLE | 11 0,09% | | | |
| PCPE | 6 0,05% | 11 0,09% | | PCPE |
| JUNTS | 5 0,04% | 106 0,82% | | VERDS + ENV-RVPVE |
| MSR | 4 0,03% | | | |
| P-LIB | 3 0,02% | | | |
| AVANT | 3 0,02% | | | |
| FDEE | 2 0,02% | | | |

| 2015 | | | 2011 | | |
|--------------|------|--|------|-------|---------------------|
| Candidatures | Vots | | Vots | | Candidatures |
| LCN | 0 | 0%  | 11 | 0,09% | DN |
| | | | 40 | 0,31% | CenB |
| | | | 23 | 0,18% | CVa |
| | | | 10 | 0,08% | SPES |
| | | | 10 | 0,08% | PH |
| | | | 7 | 0,05% | UCE |
| | | | 7 | 0,05% | LA REP BLICA |
| | | | 7 | 0,05% | C.D.L. |
| | | | 3 | 0,02% | MUP-R |
| | | | 3 | 0,02% | FA |
| | | | 2 | 0,02% | Pdex |

  Generalitat Valenciana 2015